Instructions for the Registration:

In order to register yourself kindly click"Registration" button on the website.

Please fill the following details on the first page of the form as under:

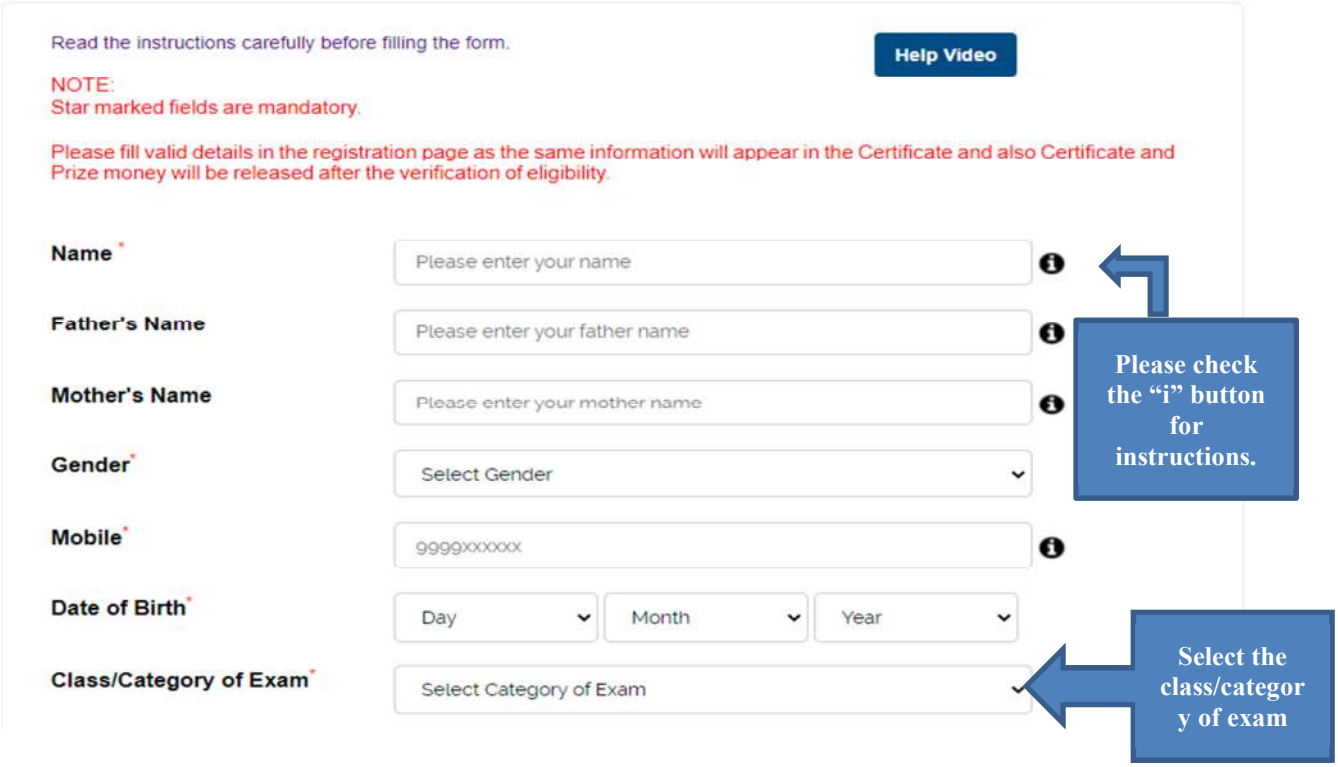

Name of the School/College*

please enter your school name

Board/University Name*

please enter your board name

Aadhaar No.

please enter your aadhaar number

Enter Security Code*

98898

Email-ID*

abcd@gmail.com

Enter your valid email id.

After entering email id click on send otp

SEND OTP

NOTE: Kindly "check your junk/spam if mail not received in your inbox"

☐ I do confirm that the above filled details belong to me & are correct to the best of my knowledge.All electronic correspondence will be done only through primary email id.

Otp has been sent to your email id.

Email-ID*

Enter your Otp

Enter OTP

Resend OTP

NOTE: Kindly "check your junk/spam if mail not received in your inbox"

☐ I do confirm that the above filled details belong to me & are correct to the best of my knowledge.All electronic correspondence will be done only through primary email id.

CONTINUE

Click on the check box then click on “Continue” Button.

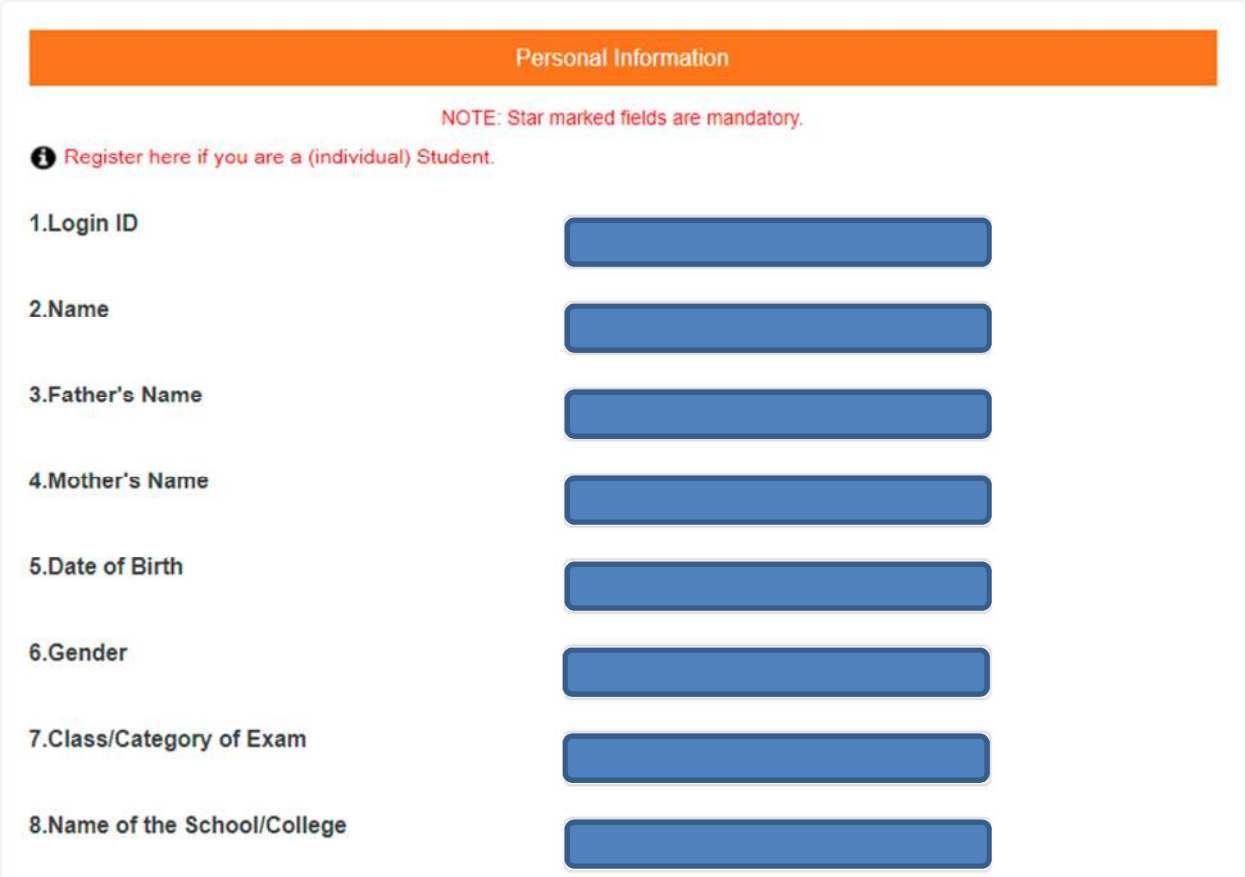

These details were appeared pre filled.

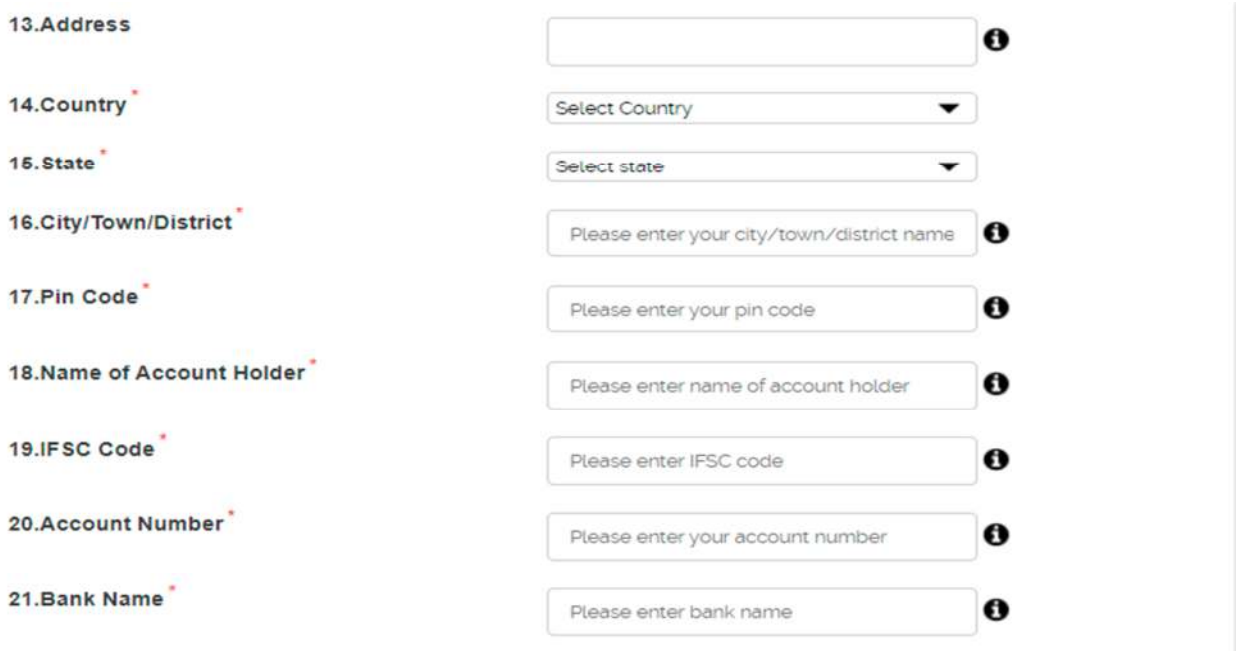

Provide the details as above appeared on the screen and read the instruction of “i” button.

22.Upload your Photo *

Choose File No file chosen

23.Upload your StudentID/Marksheet *

Choose File No file chosen

Disclaimer: The ICAI Commerce Quiz Scheme may be modified, altered, or abandoned at any time. All decisions about the aforesaid scheme shall be at the sole discretion of the Committee on Career Counselling and binding on all. Nobody shall have any right or claim whatsoever against the Committee on Career Counselling or the Institute.

SUBMIT

Upload you photo and student id/marksheet as per the instruction mentioned in “i” button.

Note: After filling all the details, you will receive the login credentials on your registered email id.